

TABLE OF CONTENTS

Thesis Title Page.....	2
Dissertation Title Page.....	3
Dissertation with Dual Degree Title Page	4
Abstract.....	5
Copyright	6
Dedication.....	7
Acknowledgements.....	8
Preface.....	9
Table of Contents – Basic – Major Section Headings	10
Table of Contents – Basic – Chapter Headings (RECOMMENDED)	11
Table of Contents – Basic – Reference Materials within Chapters	12
Table of Contents – Extended.....	13
Table of Contents – Extended – Reference Materials within Chapters	14
List of Tables	15
List of Symbols.....	16
List of Abbreviations	17
Bibliography	18

This sample thesis title page is meant to help you as you create your own. Check out the Graduate School's website for more information on the formatting requirements. <https://grad.msu.edu/etd>

YOUR TITLE TYPED IN CAPITAL LETTERS,
CENTERED, 2 INCHES FROM THE
TOP OF THE PAGE

By

Your Name Here

A THESIS

Submitted to
Michigan State University
in partial fulfillment of the requirements
for the degree of

Fisheries and Wildlife—Master of Science

2017

These 4 lines
should be
single spaced



This sample dissertation title page is meant to help you as you create your own. Check out the Graduate School's website for more information on the formatting requirements. <https://grad.msu.edu/etd>

YOUR TITLE TYPED IN CAPITAL LETTERS,
CENTERED, 2 INCHES FROM THE
TOP OF THE PAGE

By

Your Name Here

A DISSERTATION

Submitted to
Michigan State University
in partial fulfillment of the requirements
for the degree of

Mechanical Engineering —Doctor of Philosophy

2017

1
2
3
4
5
6
7
8
9
10

These 4 lines
should be
single spaced

This sample dissertation title page with a Dual Major is meant to help you as you create your own. Check out the Graduate School's website for more information on the formatting requirements.
<https://grad.msu.edu/etd>

YOUR TITLE TYPED IN CAPITAL LETTERS,
CENTERED, 2 INCHES FROM THE
TOP OF THE PAGE

By

Your Name Here

A DISSERTATION

Submitted to
Michigan State University
in partial fulfillment of the requirements
for the degree of

Integrative Biology—Doctor of Philosophy
Ecology, Evolutionary Biology and Behavior—Dual Major

2017

1
2
3
4
5
6
7
8
9
10

These 4 lines
should be
single spaced

Required: ABSTRACT

ABSTRACT

The Michigan State University policy on Integrity of Scholarship is set forth in General Student regulation 1.00, cited in the University catalog: “The principles of truth and honesty are recognized as fundamental to a community of teachers and scholars. No student shall claim or submit the work of another as one's own.” These principles apply to the preparation of master's theses and doctoral dissertations as well as to all other academic work. In submitting a thesis/dissertation in partial fulfillment of the requirements for a master's or doctoral degree, a student takes responsibility for the integrity of that work.

Optional: Copyright Page

All text on this page is to
be left aligned

Copyright by
ROBERT JOHN SMITH
2019

Year of degree
conferral

Your name (as it
appears on the title
page) in all capital
letters

If you are having ProQuest file a
copyright for you, you must
include this page. Otherwise, it is
optional.

Please note: This page is not
numbered.

This thesis is dedicated to Mom and Dad.
Thank you for always believing in me.

If included, the dedication should be brief, single-spaced, and centered left to right and top to bottom on the page.

If included, this is the first numbered page in the document.

ACKNOWLEDGEMENTS

The heading ACKNOWLEDGEMENTS is to be centered one inch from the top of the page. Then, following the spacing guidelines, begin your text. This is the page where you may make a brief statement of appreciation for, or recognition of, special assistance. Finally, this page is to be numbered with a lower-case roman numeral.


This page should be number in
lower case roman numerals.

PREFACE

The Preface is a page where the author may make preliminary remarks before the body of the document. If a preface is included in thesis or dissertation, it should immediately precede the Table of Contents. The heading, PREFACE, would be in all capital letters and be centered one-inch from the top of the page. Then, following the spacing guidelines, begin the text. The text on this page must comply with margin requirements. This page is not included in the Table of Contents. It should be 1-2 pages in length, and it is not to contain any tables, figures, algorithms, schemes, or computer code. Finally, this page is numbered with a lower-case roman numeral.

TABLE OF CONTENTS

INTRODUCTION	1
MATERIALS & METHODS	8
RESULTS	15
DISCUSSION	20
CONCLUSION.....	27
BIBLIOGRAPHY.....	30
APPENDIX A: APPENDIX TITLE.....	38
APPENDIX B: APPENDIX TITLE	43




Include appendix titles
in the Table of Contents.
If there is only one
Appendix, it is not
necessary to give it a
letter or a title here.

Please Note:
It is recommended that
you create a basic TABLE
OF CONTENTS to reduce
the possibility of errors.

TABLE OF CONTENTS

CHAPTER 1: CHAPTER TITLE	1
CHAPTER 2: CHAPTER TITLE	8
CHAPTER 3: CHAPTER TITLE	15
CHAPTER 4: CHAPTER TITLE	20
CHAPTER 5: CHAPTER TITLE	27
BIBLIOGRAPHY	30
APPENDIX A: APPENDIX TITLE	38
APPENDIX B: APPENDIX TITLE	43



Include appendix titles
in the Table of Contents.
If there is only one
Appendix, it is not
necessary to give it a
letter or a title here.

Please Note:
It is recommended that
you create a basic TABLE
OF CONTENTS to reduce
the possibility of errors.

TABLE OF CONTENTS

CHAPTER 1: CHAPTER TITLE 1

CHAPTER 2: CHAPTER TITLE 8

 BIBLIOGRAPHY 12

 APPENDIX A: APPENDIX TITLE 13

 APPENDIX B: APPENDIX TITLE 14

CHAPTER 3: CHAPTER TITLE 15

 BIBLIOGRAPHY 18

 APPENDIX 19

CHAPTER 4: CHAPTER TITLE 20


 BIBLIOGRAPHY 26

CHAPTER 5: CHAPTER TITLE 27

 BIBLIOGRAPHY 36

 APPENDIX A: APPENDIX TITLE 38

 APPENDIX B: APPENDIX TITLE 43



Include appendix titles
in the Table of Contents.
If there is only one
Appendix, it is not
necessary to give it a
letter or a title here.

Please Note:
For each chapter the
appendix lettering starts
over.

TABLE OF CONTENTS

INTRODUCTION 1

CHAPTER 1: CHAPTER TITLE 4

 1.1: First Level Heading 5

 1.2: First Level Heading 7

CHAPTER 2: CHAPTER TITLE 8

 2.1: First Level Heading 5

 2.2: First Level Heading 7

 2.3: First Level Heading 7

CHAPTER 3: CHAPTER TITLE 15

 3.1: First Level Heading 16

 3.2: First Level Heading 19

CHAPTER 4: CHAPTER TITLE 20


CHAPTER 5: CHAPTER TITLE 27

 5.1: First Level Heading 28

BIBLIOGRAPHY 30

APPENDIX A: APPENDIX TITLE 38

APPENDIX B: APPENDIX TITLE 43



Include appendix titles in the Table of Contents. If there is only one Appendix, it is not necessary to give it a letter or a title here.

Please Note:
If you choose to include subheadings, please only include the first-level subheadings (as shown above).

TABLE OF CONTENTS

INTRODUCTION 1

CHAPTER 1: CHAPTER TITLE 4

 1.1: First Level Heading 5

 1.2: First Level Heading 5

 BIBLIOGRAPHY 6

 APPENDIX 7

CHAPTER 2: CHAPTER TITLE 8

 2.1: First Level Heading 5

 2.2: First Level Heading 7

 2.3: First Level Heading 7

 BIBLIOGRAPHY 13

CHAPTER 3: CHAPTER TITLE 15

 3.1: First Level Heading 16

 3.2: First Level Heading 18

 BIBLIOGRAPHY 19

CHAPTER 4: CHAPTER TITLE 20

 BIBLIOGRAPHY 26


 APPENDIX A: APPENDIX TITLE 29

 APPENDIX B: APPENDIX TITLE 33

CHAPTER 5: CHAPTER TITLE 36

 5.1: First Level Heading 38

 BIBLIOGRAPHY 40



Include appendix titles in the Table of Contents. If there is only one Appendix, it is not necessary to give it a letter or a title here.

Please Note:
If you include reference material within one chapter, you must include the reference material within each chapter rather than at the end.

LIST OF TABLES

Table 1: This table shows data broken down into rows and columns. The data is from a study conducted in October 2016 at Michigan State University2

Table 2: This is another table showing the data collected 4

Table 3: This data is from a related study conducted in May 2017 6

Please Note:
If included, the LIST OF FIGURES, LIST OF SCHEMES, and LIST OF ALGORITHMS should all be formatted like this page.

Please Note:
If included, this is considered a chapter equivalent and should be placed after the TABLE OF CONTENTS and should be listed in the TABLE OF CONTENTS.

LIST OF SYMBOLS

$\sqrt{\quad}$	Square Root
©	Copyright
£	Pound
\geq	Greater than or equal to
\neq	Does not equal

Please Note:

If included, this is considered a chapter equivalent and should be placed after the TABLE OF CONTENTS and should be listed in the TABLE OF CONTENTS.

LIST OF ABBREVIATIONS

DTW Detroit Metropolitan Wayne County Airport

FNT Bishop International Airport

LAN Capital City Airport

GRR Gerald R. Ford International Airport

LAX Los Angeles International Airport

DFW Dallas-Fort Worth International Airport

LHR London Heathrow Airport

CDG Charles de Gaulle International Airport

Please Note:

If included, this is considered a chapter equivalent and should be placed after the TABLE OF CONTENTS and should be listed in the TABLE OF CONTENTS.

BIBLIOGRAPHY

- Buscaglia, L. (1972). Love. NY: Fawcett Crest.
- Chapman, G. (1982). Hope for the Separated. Chicago: Moody Press.
- Colgrove, M, Bloomfield, H. and McWilliams, P. (1976). How to survive the loss of a love. NY: Leo Press.
- Grollman, E. and Sams, M. (1982, March). So you didn't live happily ever after. New Woman: 123, 125-128.
- Herman, J. (1992). Trauma and recovery. NY: Basic Books.
- Kaiser Sterns, A. (1984). Living through personal crisis. NY: Ballantine Books.
- Sell, C. (1991). Transitions through adult life. Grand Rapids, MI: Zondervan Publishing House.
- Whitman, A. (1982, April 6). When someone you love leaves you. Woman's Day, 22.
- Wallerstein, J. (1989, January 22). Children after divorce. The New York Times Magazine, 19-21, 41-44.